

May 08, 2026

To,

The National Stock Exchange of India Limited
Exchange Plaza, 5th Floor,
Plot No. C/1, G Block,
Bandra-Kurla Complex, Bandra (East),
Mumbai – 400 051

Department of Corporate Services/Listing
BSE Limited
Phiroze Jeejeebhoy Towers,
Dalal Street, Fort,
Mumbai – 400 001

NSE Symbol: APOLLOPIPE

SCRIP Code: 531761

Dear Sir/Madam,

Sub: Newspaper Advertisements of the Audited Financial Results for the quarter and year ended on March 31, 2026

Pursuant to Regulation 47 of the SEBI (Listing Obligations and Disclosure Requirements) Regulations, 2015, please find enclosed herewith the copies of Newspaper Advertisements published in the Business Standard (English & Hindi edition) on 08 May, 2026 with respect to the Audited Financial Results for the quarter and year ended March 31, 2026.

The advertisement also includes a Quick Response code and the weblink to access complete financial results for the said period. The above information is being uploaded on the website of the Company at www.apollopipes.com.

Kindly take the above information on your records.

Thanking you.

Yours faithfully,
For Apollo Pipes Limited

Gourab Kumar Nayak
Company Secretary and Compliance Officer

Encl: As above

APOLLO PIPES LIMITED

Regd. Office : 37, Hargobind Enclave, Vikas Marg, Delhi-110092, India

Corporate Office : A-140, Sector 136, Noida (U.P.) - 201301

Manufacturing Unit : Dadri (U.P.), Sikandrabad (U.P.), Ahmedabad (Gujarat), Tumkur (Karnataka), Raipur (Chhattisgarh) India

Toll Free No.: 1800-121-3737

info@apollopipes.com | www.apollopipes.com | CIN : L65999DL1985PLC022723

APOLLO PIPES LIMITED

CIN: L65999DL1985PLC022723
 Regd. Office: 37, Hargobind Enclave, Vikas Marg, Delhi - 110092
 Corp. Office: Plot No. A-140, Sector 136, Noida, U.P. - 201301
 Email: compliance@apollopipes.com, Website: www.apollopipes.com


Extract of Audited Standalone Financial Results for the quarter and year ended March 31, 2026
 (Figures in Rs. Lakhs except EPS)

S. No.	Particulars	Quarter ended		Year ended	
		31.03.2026 (Un-audited)	31.03.2025 (Un-audited)	31.03.2026 (Audited)	31.03.2025 (Audited)
1	Total Income	27,981.09	24,352.67	89,442.51	93,047.98
2	EBIDTA	2,058.03	2,498.57	7,566.25	8,994.77
3	Net Profit / (Loss) for the period (before Tax, Exceptional and/or Extraordinary items)	479.01	1,283.85	1,712.61	4,215.91
4	Net Profit / (Loss) for the period before tax (after Exceptional and/or Extraordinary items)	479.01	1,283.85	1,712.61	4,215.91
5	Net Profit / (Loss) for the period after tax (after Exceptional and/or Extraordinary items)	323.61	948.97	1,218.52	3,081.92
6	Total Comprehensive Income for the period [Comprising Profit / (Loss) for the period (after tax) and Other Comprehensive Income (after tax)]	351.10	948.69	1,382.40	3,982.92
7	Equity Share Capital	4,404.82	4,404.82	4,404.82	4,404.82
8	Earning Per Share (face value of Rs. 10/- each, not annualised for quarterly figures)				
	Basic:	0.73	2.15	2.77	7.00
	Diluted:	0.73	2.15	2.77	7.00

Brief of Audited Consolidated financial results for the quarter and year ended March 31, 2026

S. No.	Particulars	Quarter ended		Year ended	
		31.03.2026 (Un-audited)	31.03.2025 (Un-audited)	31.03.2026 (Audited)	31.03.2025 (Audited)
1	Total Income	34,851.51	31,813.79	1,11,533.26	118,690.06
2	Profit Before Tax	142.60	1,321.95	960.38	4,542.65
3	Profit after Tax	(12.80)	987.06	466.28	3,408.66

Notes:
 The above is an extract of the detailed format of Unaudited standalone and Consolidated Financial Results filed with the Stock Exchanges under Regulation 33 of the SEBI (LODR) Regulations, 2015. The full format of the Quarterly Financial Results are available on the websites of the Stock Exchange(s) www.bseindia.com and www.nseindia.com and Company's website "www.apollopipes.com". The same can be accessed by scanning the QR code provided below:



For Apollo Pipes Limited
 Sd/-
 Sameer Gupta
 Chairman & Managing Director

Place : Noida
 Date : 07th May, 2026

यूको बैंक UCO BANK

Honours Your Trust
 (A Govt. of India Undertaking)

Head Office - II
 3 & 4, DD Block, Sector - 1
 Salt Lake, Kolkata - 700064

NOTICE INVITING TENDER

UCO Bank invites tender for procurement of Cyber Ransomware Recovery Solution for Critical Applications through GeM Portal. For more details, please visit <https://www.uco.bank.in> and <https://gem.gov.in>

Deputy General Manager
 DIT - Operations

Date: 08.05.2026

TATA POWER DELHI DISTRIBUTION LIMITED

A Tata Power and Delhi Government Joint Venture
 Regd. Office: NDPL House, Hudson Lines, Kingsway Camp, Delhi-110 009
 CIN No. U40109DL2001PLC111526, Website: tatapower-dl.com

NOTICE INVITING TENDERS May 08, 2026

TATA Power-DL invites tenders as per following details:

Tender Enquiry No.	Work Description	Estimated Cost/EMD (Rs.)	Availability of Bid Document	Last Date & Time of Bid Submission/ Date and time of Opening of bids
TPDDL/ENGG/ENQ/200001944/26-27	Construction of Lift Core Block at Tata Power DDL Corporate Office, Hudson Lane, New Delhi	59.31 Lacs/ 1.50 Lacs	08.05.2026	29.05.2026; 15:00 Hrs/ 29.05.2026; 16:00 Hrs
TPDDL/ENGG/ENQ/200001945/26-27	Annual Rate Contract for Supply of 11mtr and 9mtr PCC HT/LT Poles at Tata Power-DL	11.96 Crs/ 11 Lacs	08.05.2026	29.05.2026; 15:00 Hrs/ 29.05.2026; 16:30 Hrs
TPDDL/ENGG/ENQ/200001940/26-27	Annual Rate Contract for Supply of Feeder Pillar Type A and Service Pillar	4.87 Crs/ 9.32 Lacs	08.05.2026	29.05.2026; 16:00 Hrs/ 29.05.2026; 17:00 Hrs
TPDDL/ENGG/ENQ/200001946/26-27	Annual Rate Contract for Supply of Fuse DD 11KV 200A and Fuse Barrel	1.76 Crs/ 4.41 Lacs	11.05.2026	01.06.2026; 16:00 Hrs/ 01.06.2026; 17:00 Hrs
TPDDL/ENGG/ENQ/200001933/26-27	12 Months RC for supply of copper wound 50KVA single phase distribution transformer with MCCB box	93.85 Lacs/ 2.35 Lacs	08.05.2026	29.05.2026; 11:00 Hrs/ 29.05.2026; 12:00 Hrs
TPDDL/ENGG/ENQ/200001942/26-27	12 Months RC for supply of overhead line items (Anticlimbing devices and V-cross arm)	41.73 Lacs/ 1.04 Lacs	08.05.2026	29.05.2026; 15:00 Hrs/ 29.05.2026; 16:00 Hrs
TPDDL/ENGG/ENQ/200001947/26-27	Supply of Auto Reclosure	5.86 Crs/ 7.80 Lacs	11.05.2026	01.06.2026; 15:00 Hrs/ 01.06.2026; 16:00 Hrs
TPDDL/ENGG/ENQ/200001948/26-27	Supply of LT Distribution Box (Polycarbonate)	73.20 Lacs/ 1.83 Lacs	12.05.2026	02.06.2026; 15:00 Hrs/ 02.06.2026; 16:00 Hrs
TPDDL/ENGG/ENQ/200001949/26-27	Supply of AC Distribution Board	1.71 Crs/ 4.30 Lacs	13.05.2026	03.06.2026; 15:00 Hrs/ 03.06.2026; 16:00 Hrs

CORRIGENDUM / TENDER DATE EXTENSION

Tender Enquiry No.	Work Description	Previously Published Date	Revised Due Date & Time of Bid Submission/ Date & time of opening of bids
TPDDL/ENGG/ENQ/200001899/25-26	Design, Supply, Installation, Testing, Commissioning and Comprehensive Annual Technical Support (for 12 years from date of commissioning) of BESS across various locations in Delhi, with a cumulative capacity of 100MW/200MWh and 14.5MW/14.5MWh	05.01.2026	18.05.2026 at 14:00 Hrs/ 18.05.2026 at 16:30 Hrs

Complete tender and corrigendum document is available on our website www.tatapower-dl.com → Vendor Zone → Tender / Corrigendum Documents


TARA CHAND INFRALOGISTIC SOLUTIONS LIMITED

Regd. Office: PLOT NO. 342, INDUSTRIAL AREA, PHASE-1, CHANDIGARH-160002
 Corporate Identification Number: L63090CH2012PLC033556
 Email: cs@tarachandindia.in | Website: www.tarachandindia.in

Statement of Audited Standalone and Consolidated Financial Results for the quarter and year ended March 31, 2026

The Audited Standalone & Consolidated Financial Results of Tara Chand InfraLogistic Solutions Limited for the quarter and year ended 31 March, 2026 have been reviewed by the Audit Committee and approved by the Board of Directors at their meeting held on 7th May, 2026.

The Audited Standalone & Consolidated Financial Results for the quarter and year ended 31 March, 2026 is available on the Stock Exchange website (www.nseindia.com) and on the Company's website (<https://tarachandindia.in/wp-content/uploads/2026/05/Q4-Result.pdf>). The same can be accessed by scanning the QR code provided below.



SCAN ME

Place: Chandigarh
 Date: 7th May, 2026

For Tara Chand InfraLogistic Solutions Limited
 Sd/-
 Vinay Kumar (Managing Director)
 DIN: 00151567

CORRIGENDUM TO THE LETTER OF OFFER FOR THE BUY BACK OF EQUITY SHARES THROUGH TENDER OFFER UNDER THE SECURITIES AND EXCHANGE BOARD OF INDIA (BUY-BACK OF SECURITIES) REGULATIONS, 2018 ("SEBI BUY-BACK REGULATIONS") AS AMENDED FOR THE ATTENTION OF EQUITY SHAREHOLDERS/ BENEFICIAL OWNERS OF THE EQUITY SHARES OF EMA PARTNERS INDIA LIMITED.

EMA Partners

EMA Partners India Limited

CIN: L74140MH2003PLC142116

Registered Office Address: 204, The Summit Business Bay, Western Express Highway, Vile Parle East, Mumbai - 400057, Maharashtra, India, Phone No.: +91 (22) 46089406, Email Id: s.smita@ema-partners.com, Website: www.emapartners.in
 Contact Person: Ms. Smita Singh, Company Secretary & Compliance Officer

THIS DOCUMENT IS IMPORTANT AND REQUIRES YOUR IMMEDIATE ATTENTION

OFFER FOR BUY BACK OF UPTO 7,25,000 (SEVEN LAKH TWENTY-FIVE THOUSAND) FULLY PAID-UP EQUITY SHARES OF FACE VALUE OF ₹ 5/- (RUPEES FIVE ONLY) EACH OF EMA PARTNERS INDIA LIMITED ("EQUITY SHARES" OR "SHARES"), AT A PRICE OF ₹ 100/- (RUPEES ONE HUNDRED ONLY) PER EQUITY SHARE PAYABLE IN CASH FOR AN AMOUNT UPTO ₹ 725 LAKHS (RUPEES SEVEN HUNDRED TWENTY-FIVE LAKHS ONLY), EXCLUDING ANY EXPENSES INCURRED OR TO BE INCURRED FOR THE BUY BACK, WHICH REPRESENTS 6.57% AND 4.89% OF THE AGGREGATE OF COMPANY'S FULLY PAID-UP EQUITY SHARE CAPITAL AND FREE RESERVES AS PER THE LATEST AUDITED STANDALONE AND CONSOLIDATED FINANCIAL STATEMENTS AS ON MARCH 31, 2026 RESPECTIVELY, THROUGH THE TENDER OFFER ROUTE USING THE STOCK EXCHANGE MECHANISM, ON A PROPORTIONATE BASIS FROM ALL THE EQUITY SHAREHOLDERS/BENEFICIAL OWNERS OF THE EQUITY SHARES OF THE COMPANY AS ON THE RECORD DATE.

THIS CORRIGENDUM ("CORRIGENDUM") SHOULD BE READ IN CONJUNCTION WITH THE LETTER OF OFFER DATED MAY 5, 2026 ("LETTER OF OFFER"). CAPITALISED TERMS USED IN THIS CORRIGENDUM AND NOT DEFINED HEREIN SHALL HAVE THE SAME MEANING AS DESCRIBED IN THE LETTER OF OFFER.

1. **CORRIGENDUM TO LETTER OF OFFER**

The Eligible Shareholders are requested to take note of the following changes/amendments to the Letter of Offer:

a) The heading "BUY BACK ENTITLEMENT" on page 8 of the Letter of Offer shall be read as under:

BUY BACK ENTITLEMENT*	
Reserved category for Small Shareholders	3 (Three) Equity Shares out of every 31 (Thirty-One) fully paid-up Equity Shares held on the Record Date
General category for all other Eligible Shareholders	8 (Eight) Equity Shares out of every 95 (Ninety-Five) fully paid-up Equity Shares held on the Record Date

*The ratio of Buy Back indicated above is approximate and provides an indication of the Buy Back Entitlement. Any computation of entitled Equity Shares using the above ratio of Buy Back may provide a slightly different number due to rounding-off. The actual Buy Back Entitlement for reserved category for Small Shareholders is 9.69768200877116% and general category for all other Eligible Shareholders is 8.42469945525517%. For further information on Ratio of Buy Back as per the Buy Back Entitlement in each Category, please refer paragraph 19.5 on page 31 of this Letter of Offer

b) The definition "Ratio of Buy Back or Entitlement Ratio" on page 8 of the Letter of Offer shall be read as under:

Ratio of Buy Back or Entitlement Ratio	In case of Reserved Category, 3 (Three) Equity Shares for every 31 (Thirty-One) Equity Shares held by such Small Shareholder as on the Record Date; and	
	In case of General Category, 8 (Eight) Equity Shares for every 95 (Ninety-Five) Equity Shares held by such Eligible Shareholder on the Record Date.	
(i)	In case of Reserved Category, 3 (Three) Equity Shares for every 31 (Thirty-One) Equity Shares held by such Small Shareholder as on the Record Date; and	
(ii)	In case of General Category, 8 (Eight) Equity Shares for every 95 (Ninety-Five) Equity Shares held by such Eligible Shareholder on the Record Date.	

c) Paragraph 19.5.7 on page 31-32 of the Letter of Offer shall be read as under:
 "19.5.7 Based on the above Buy Back Entitlements, the Ratio of Buy Back for both categories is decided as below:

Category of Shareholders	Ratio of Buy Back*
Reserved category for Small Shareholders	3 (Three) Equity Shares out of every 31 (Thirty-One) fully paid-up Equity Shares held on the Record Date
General category for all other Eligible Shareholders	8 (Eight) Equity Shares out of every 95 (Ninety-Five) fully paid-up Equity Shares held on the Record Date

*The ratio of Buy Back indicated above is approximate and provides an indication of the Buy Back Entitlement. Any computation of entitled Equity Shares using the above ratio of Buy Back may provide a slightly different number due to rounding-off. The actual Buy Back Entitlement for reserved category for Small Shareholders is 9.69768200877116% and general category for all other Eligible Shareholders is 8.42469945525517%.

d) After paragraph 19.5.13 on page 33 of the Letter of Offer, the following paragraph shall be inserted:
 "19.5.14 The market lot for trading of Equity Shares is 1,000 shares and in multiples of 1,000 shares. Post acceptance of the Equity Shares under the Buy Back, the shareholders may be left with the odd lots of shares. The same will be subject to the prevailing regulations."

e) Debt-Equity Ratio for Standalone Audited for the year ended March 31, 2024 under paragraph 15.3 (Key Financial Ratio) on page 28 of the Letter of Offer shall be read as "0.22" instead of "0.14".



Except as detailed in this Corrigendum, all other information and terms of the Buy Back as disclosed in the Letter of Offer remain unchanged. A copy of this Corrigendum will also be available on the websites of the Company, SEBI, the Registrar to the Buy Back, the Stock Exchange and the Manager to the Buy Back respectively.

2. **NOTICE TO ELIGIBLE SHAREHOLDERS OF THE COMPANY**

The Company will circulate an email to the Eligible Shareholders under General Category as on the Record Date as per the revised Buy Back Entitlement Ratio. Eligible Shareholders under General Category who wish to know their revised Buy Back Entitlement can do so by visiting the website of the Registrar to the Buy Back (<https://www.bigshareonline.com/BuyBack.aspx>).

3. **CONTACT DETAILS**

In case of queries, please reach out to any of the below:

MANAGER TO THE BUY BACK	REGISTRAR TO THE BUY BACK
	
INDORIENT FINANCIAL SERVICES LIMITED B/805, Rustomjee Central Park, Andheri Kuria Road, Chakala, Mumbai - 400093, Maharashtra, India. Tel: +91 - 79772 12186 E-mail: ema.buyback@indoriant.in Investor Grievance E-mail: wecare@indoriant.in Website: www.indoriant.in Contact Person: Manish Tejwani / Amina Khan SEBI Registration No: INM000012661 CIN: U67190DL1993PLC052085 Validity Period: Permanent	BIGSHARE SERVICES PRIVATE LIMITED S6-2, 6th Floor, Pinnacle Business Park, Mahakali Caves Road, Andheri East, Mumbai - 400093, Maharashtra, India. Tel No.: +91 - 22 - 6263 8200 E-mail: buybackoffer@bigshareonline.com Investor Grievance Email: investor@bigshareonline.com Website: www.bigshareonline.com Contact Person: Maruti Eate SEBI Registration No: INF000001385 CIN: U99999MH1994PTC076534 Validity Period: Permanent

4. **DIRECTORS RESPONSIBILITY**

As per Regulation 24(i)(a) of the SEBI Buy Back Regulations, the Board of Directors of the Company accepts responsibility for the information contained in this Corrigendum and confirms that this Corrigendum contains true, factual and material information and does not contain any misleading information.

This Corrigendum is issued under the authority of the Board and in terms of the resolution passed by the Board on April 23, 2026 and circular resolution passed by the Buy Back Committee on May 07, 2026.

For and on behalf of the Board of Directors of EMA Partners India Limited		
Sd/-	Sd/-	Sd/-
Krishnan Sudarshan Chairman and Managing Director DIN: 01029826 Place: Warsaw, Poland Date: May 07, 2026	Subramanian Krishnaprakash Whole-time Director DIN: 01789103 Place: Chennai	Ms. Smita Singh Company Secretary & Compliance Officer (CSI Membership No.: A62883) Place: Mumbai

KANSAI NEROLAC PAINTS LIMITED

Registered Office: 28th Floor, A - Wing, Marathon Futurex, N. M. Joshi Marg, Lower Parel, Mumbai - 400 013
 Tel: +91-22-4060 2500 ; e-mail: investor@nerolac.com
 Website: www.nerolac.com CIN: L24202MH1920PLC000825

STATEMENT OF AUDITED FINANCIAL RESULTS FOR THE QUARTER AND YEAR ENDED 31 MARCH 2026

(Rs. in Crores)

Particulars	Standalone					Consolidated				
	For the quarter ended		For the year ended			For the quarter ended		For the year ended		
	31.03.2026 (Audited)	31.12.2025 (Unaudited)	31.03.2025 (Audited)	31.03.2026 (Audited)	31.03.2025 (Audited)	31.03.2026 (Unaudited)	31.03.2025 (Audited)	31.03.2026 (Audited)	31.03.2025 (Audited)	
Revenue from Operations	1873.44	1907.35	1740.43	7739.23	7496.71	1953.71	1981.99	1816.65	8051.91	7822.97
Net Profit for the Period (before Tax and Exceptional items)	184.73	219.71	163.83	898.91	907.42	176.87	206.13	143.52	860.13	848.52
Net Profit for the Period before tax (after Exceptional items)	168.75	174.99	163.83	838.21	1386.61	158.44	161.41	143.52	796.98	1478.03
Net Profit for the Period after tax (after Exceptional items)	120.86	131.20	123.49	619.85	1021.24	109.89	117.05	102.43	575.84	1109.33
Total Comprehensive Income for the Period	123.07	137.04	121.60	626.59	1017.78	108.34	122.72	102.85	574.92	1111.81
Equity Share Capital	80.87	80.85	80.84	80.87	80.84	80.87	80.85	80.84	80.87	80.84
Other Equity				6614.90	6285.39				6632.91	6342.32
Earnings Per Equity Share [before exceptional items (net of tax)] (of Re. 1/- each) (not annualised)	1.62	2.08	1.53	8.25	8.25	1.58	1.96	1.34	7.93	7.70
Basic	1.62	2.07	1.53	8.24	8.24	1.58	1.95	1.34	7.93	7.70
Diluted										
Earnings Per Equity Share [after exceptional items (net of tax)] (of Re. 1/- each) (not annualised)	1.49	1.62	1.53	7.67	12.63	1.39	1.50	1.34	7.29	14.14
Basic	1.49	1.62	1.53	7.66	12.62	1.39	1.50	1.34	7.28	14.12
Diluted										

Note: The above is an extract of the detailed format of Statement of Audited Financial Results filed with the Stock Exchanges under Regulation 33 of the SEBI (Listing Obligations and Disclosure Requirements) Regulations, 2015. The full format of Statement of Audited Financial Results are available on the websites of Stock Exchanges at <https://www.bseindia.com> and <https://www.nseindia.com> and also on the Company's website at <https://www.nerolac.com>. The auditors have expressed an unqualified audit opinion and report on the financial results for the quarter and year ended 31st March 2026.

For KANSAI NEROLAC PAINTS LIMITED
 PRAVIN CHAUDHARI
 MANAGING DIRECTOR

Place: Mumbai
 Date: 6th May 2026

INDOCO REMEDIES LIMITED

Regd. Office : Indoco House, 166, CST Road, Kalina, Santacruz (E), Mumbai 400 098.
 Tel: +91-22-68791250/62871000 Email: compliance.officer@indoco.com Web: www.indoco.com CIN: L85190MH1947PLC005913

EXTRACTS OF STATEMENT OF STANDALONE AND CONSOLIDATED FINANCIAL RESULTS FOR THE QUARTER AND YEAR ENDED 31ST MARCH 2026

(Rs. In Lakhs)

Sr. No.	Particulars	Standalone					Consolidated				
		Quarter ended 31.03.2026 (Audited)	Quarter ended 31.12.2025 (Unaudited)	Quarter ended 31.03.2025 (Audited)	Year ended 31.03.2026 (Audited)	Year ended 31.03.2025 (Audited)	Quarter ended 31.03.2026 (Audited)	Quarter ended 31.12.2025 (Unaudited)	Quarter ended 31.03.2025 (Audited)	Year ended 31.03.2026 (Audited)	Year ended 31.03.2025 (Audited)
		1	Total Income from Operations	44,913	40,051	34,725	1,68,607	1,51,819	47,561	44,536	39,021
2	Net Profit for the period (before tax, exceptional and / or extraordinary items)	2,394	(1,444)	(3,090)	(861)	(836)	(2,874)	(2,516)	(4,552)	(10,357)	(7,536)
3	Net Profit for the period before tax (after exceptional and / or extraordinary items)	2,762	(2,045)	(3,090)	(1,147)	(737)	(2,500)	(3,131)	(4,552)	(10,651)	(7,437)
4	Net Profit for the period after tax (after exceptional and / or extraordinary items)	2,735	(2,000)	(2,624)	(566)	(873)	(2,368)	(2,945)	(4,134)	(9,870)	(7,795)
5	Net Profit for the period after tax (after exceptional and / or extraordinary items) attributable to shareholders of the company	2,735	(2,000)	(2,624)	(566)	(873)	(2,164)	(2,979)	(4,039)	(9,515)	(7,374)
6	Total Comprehensive Income for the period [Comprising Profit for the period (after tax) and Other Comprehensive Income (after Tax)]	2,785	(2,015)	(3,006)	(433)	(1,322)	(1,224)	(3,071)	(4,427)	(8,608)	(8,208)
7	Total Comprehensive Income for the period [Comprising Profit for the period (after tax) and Other Comprehensive Income (after Tax)] attributable to shareholders of the company	2,785	(2,015)	(3,006)	(433)	(1,322)	(1,020)	(3,105)	(4,332)	(8,253)	(7,787)
8	Equity Share Capital	1,846	1,845	1,845	1,846	1,845	1,846	1,845	1,845	1,846	1,845
9	Reserves (excluding Revaluation Reserves) as shown in the Audited Balance Sheet of the Previous year				1,08,073	1,08,491			92,082	1,00,355	
10	Earnings per share (of Rs. 2/- each) (for continuing and discontinued operations) (not annualized)										
	(a) Basic	2.96	(2.17)	(2.85)	(0.61)	(0.95)	(2.57)	(3.20)	(4.48)	(10.70)	(8.46)
	(b) Diluted	2.96	(2.17)	(2.84)	(0.61)	(0.95)	(2.56)	(3.19)	(4.48)	(10.69)	(8.45)

Notes :

- The above is an extract of the detailed format of Quarterly/Yearly Financial Results filed with the Stock exchange under Regulation 33 of the SEBI (Listing Obligations and Disclosure Requirements) Regulations, 2015. The full format of the Quarterly/Yearly Financial Results are available on the Stock Exchange website i.e. www.bseindia.com

